

AFO according to the Amsterdam Gait Classification

www.orthosis-configurator.com

Orthotist: _____

Company: _____

Customer Number: _____

Date: _____

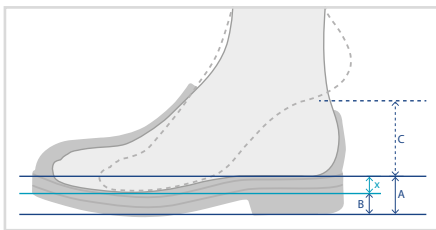
We would like to point out that the patient's personal data will be stored and used for processing the order as well as for statistical evaluation. Please note that the calculation of the load capacity of the orthosis relates to the data given here. This data can change in the course of the orthosis' utilization period. When you fill in this orthotic treatment sheet, take foreseeable changes into consideration (e.g. weight variations, growth or changes in muscle strength).

PATIENT DATA

Patient Name	Year of Birth	Body Weight	Leg
		kg	left leg right leg
For reasons of data privacy, only enter the first two letters of the first name and the surname.	Sex	Body Height	Please use two orthotic treatment sheets if the following points are different for both legs.
	female male	cm	

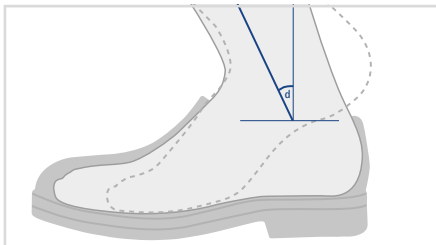
Shoe Measurements

Shoe Size (EU)



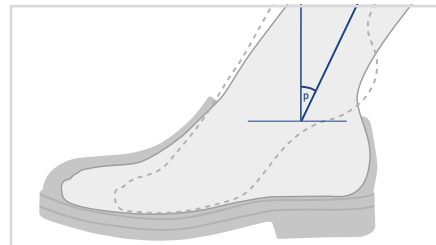
Height Compensation (C)	Sole Thickness (B)
mm	mm
Heel Height (A)	Pitch ($x = A - B$)
mm	mm

Range of Motion of the Upper Ankle Joint



Dorsal

o



Plantar

o

Gait Types According to the Amsterdam Gait Classification

Gait Types	Type 1	Type 2	Type 3	Type 4	Type 5
Knee	normal	hyperextended	hyperextended	flexed	flexed
Foot Contact	complete	complete	incomplete	incomplete	complete

Activity Level



1. Indoor Walker

Activity level 1 of the FIOR & GENTZ classification corresponds to level IV of the GMFCS classification and to level 2 of the FMS classification. Both classification levels will be described more detailed in the following.

GMFCS Level IV: Patients can only walk with walking aids. Patients can walk using a walker and without help from another person. For climbing stairs they have to hold onto a railing and require help from another person. They can walk only with devices over long distances.

FMS Level 2: Patients need a walker in addition to an orthosis to be able to walk without help from another person.



2. Restricted Outdoor Walker

Activity level 2 of the FIOR & GENTZ classification corresponds to level III of the GMFCS classification and to level 3 of the FMS classification. Both classification levels will be described more detailed in the following.

GMFCS Level III: Patients can only walk with walking aids. They can walk using a cane and without help from another person. For climbing stairs they have to hold onto a railing and require help from another person. They can walk only with devices over long distances.

FMS Level 3: Patients need a cane in addition to an orthosis, to be able to walk without help from another person.



3. Unrestricted Outdoor Walker

Activity level 3 of the FIOR & GENTZ classification corresponds to level II of the GMFCS classification and to level 5 of the FMS classification. Both classification levels will be described more detailed in the following.

GMFCS Level II: Patients can most often walk without additional devices. For climbing stairs they have to hold with one hand onto the railing. Running, jumping, long distances, uneven terrain and crowded areas trouble the patients.

FMS Level 5: Patients need no other devices or help from another person in addition to an orthosis. For climbing stairs they have to hold with one hand onto the railing.



4. Unrestricted Outdoor Walker with Especially High Demands

Activity level 4 of the FIOR & GENTZ classification corresponds to level I of the GMFCS classification and to level 6 of the FMS classification. Both classification levels will be described more detailed in the following.

GMFCS Level I: Patients can walk without additional devices. Running, jumping as well as climbing stairs without the use of a railing do not pose a problem.

FMS Level 6: Patients need no other devices or help from another person in addition to an orthosis. They can walk on each terrain and in a crowded area.

ORTHOSIS DATA

Notes during Consultation with Patient (e.g. Previous Treatment)
